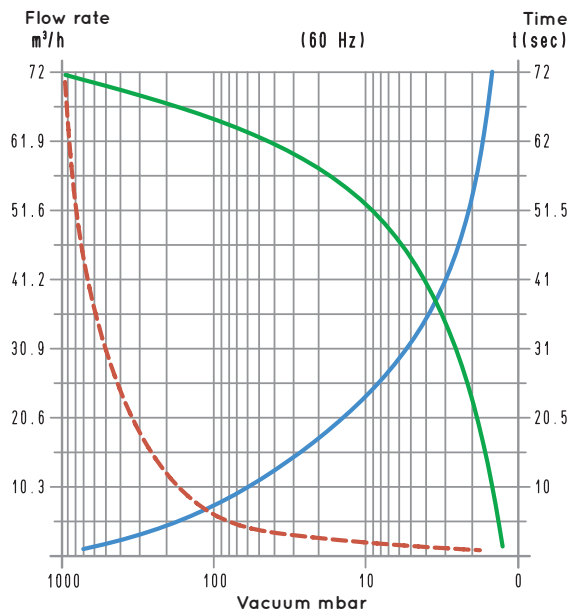
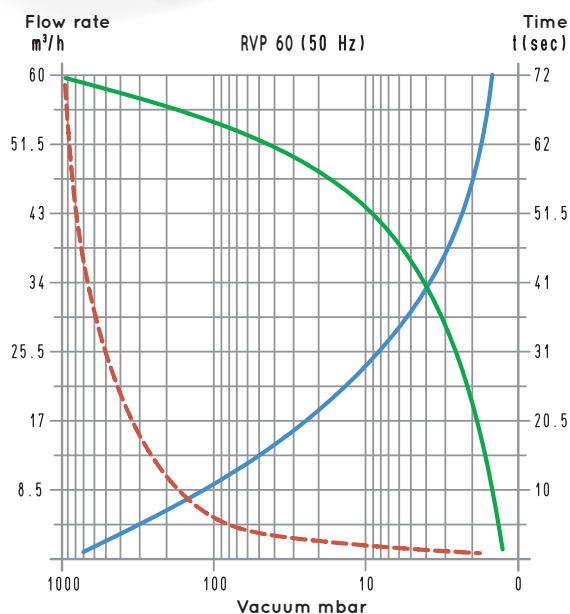


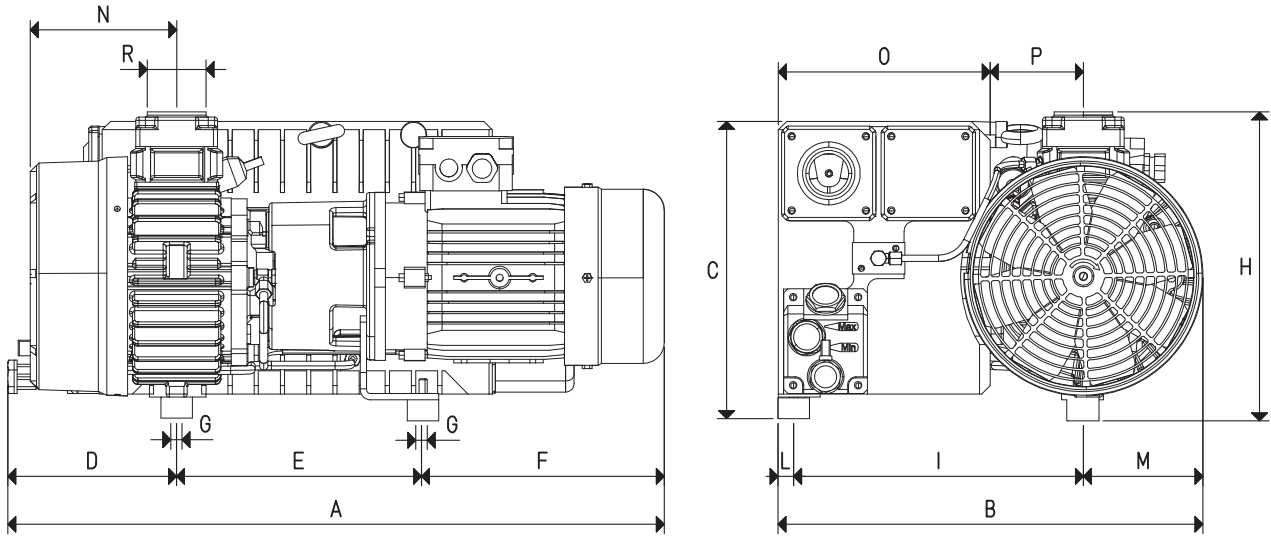
3D drawings are available on vuototecnica.net



To calculate the emptying time of a volume of V_1 , use the following formula: $t_1 = \frac{t \times V_1}{100}$

- Curve relative to the flow rate (referring to the suction pressure)
- - - Curve relative to the flow rate (referring to a 1013 mbar pressure)
- Curve regarding the emptying time of a 100-litre volume

- V_1 : Volume to be emptied (l)
- t_1 : time to be calculated (sec)
- t : time obtained in the table (sec)



Item		RVP 60	
Frequency		50 Hz	60 Hz
Flow rate	m ³ /h	60.0	72.0
Final pressure	mbar abs.	0.5	
H ₂ O steam quantity permitted	Kg/h	1	
Motor performance 3~	Volt	230/400 ± 10%	275/480 ± 10%
Motor power 3~	Kw	1.50	1.80
Motor protection	IP	55	
Rotation speed	g/min ⁻¹	1450	1740
Motor shape		B14	(flange hole spacing 130 mm)
Motor size		100	
Noise level	dB(A)	65	66
Max weight	Kg	59.0	
A		615	
B		420	
C		290	
D		148	
E		317	
F		217	
G	∅	M8	
H		298	
I		276	
L		15	
M		129	
N		140	
O		200	
P		89	
R	∅ gas	G1"1/4	
Accessories and Parts		RVP 60	
Oil charge	L	2	
Lubricating oil	type	VT OIL 100	
Oil filter	item	00 RVP 60 07	
2 deoiling cartridges	item	00 RVP 60 05	
3 vanes	item	00 RVP 60 04	
Sealing kit	item	00 RVP 60 06	
Check valve	item	00 RVP 60 03	
Suction filter	item	FC 35	
Ballast valve	item	integrated	

Transformation ratio: N (newton) = Kg x 9.81 (force of gravity)

inch = $\frac{\text{mm}}{25.4}$; pounds = $\frac{\text{g}}{453.6} = \frac{\text{Kg}}{0.4536}$

cfm= m³/h x 0.588; inch Hg= mbar x 0.0295; psi= bar x 14.6