

P=COMPRESSED AIR CONNECTION R=EXHAUST U=VACUUM CONNECTION

Item		PVP 250 M			PVP 300 M		
Intake air flow rate	m ³ /h	224	252	280	240	290	320
Maximum level of vacuum	-KPa	65	82	90	65	82	90
Final pressure	abs. mbar	350	180	100	350	180	100
Supply pressure	bar	4	5	6	4	5	6
Optimal supply pressure	bar			6			6
Air consumption	NI/s	17.3	20.7	24.0	20.4	24.8	29.0
Temperature of use	°C			-20 / +100			-20 / +100
Noise level at optimal supply pressure	dB(A)			72			74
Weight	Kg			6.0			6.0
Item		PVP 250 MLP			PVP 300 MLP		
Intake air flow rate	m ³ /h	120	185	250	128	210	300
Maximum level of vacuum	-KPa	30	64	88	30	64	88
Final pressure	abs. mbar	700	360	120	700	360	120
Supply pressure	bar	1	2	3	1	2	3
Optimal supply pressure	bar			3			3
Air consumption	NI/s	16.0	25.0	33.6	19.1	28.8	39.3
Temperature of use	°C			-20 / +100			-20 / +100
Noise level at optimal supply pressure	dB(A)			77			78
Weight	Kg			6.0			6.0
Spare parts		PVP 250 M / MLP			PVP 300 M / MLP		
Sealing kit and reed valves	item	00 KIT PVP 250 M			00 KIT PVP 300 M		
Exhaust silencer	item	00 15 110			00 15 110		
Silencer on nozzles	item	N°3 00 15 111			N°3 00 15 111		
Vacuum gauge	item	09 03 15			09 03 15		
Pressure gauge	item	09 03 25			09 03 25		

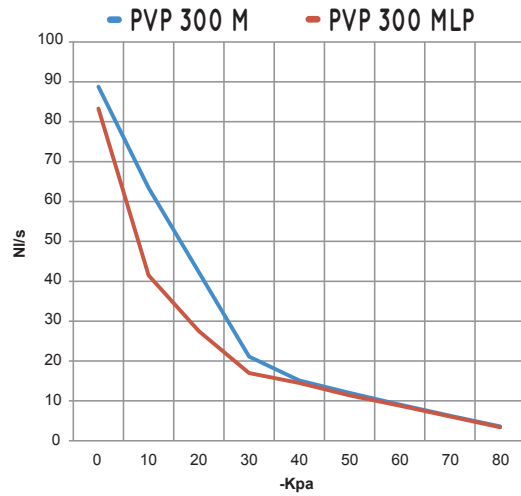
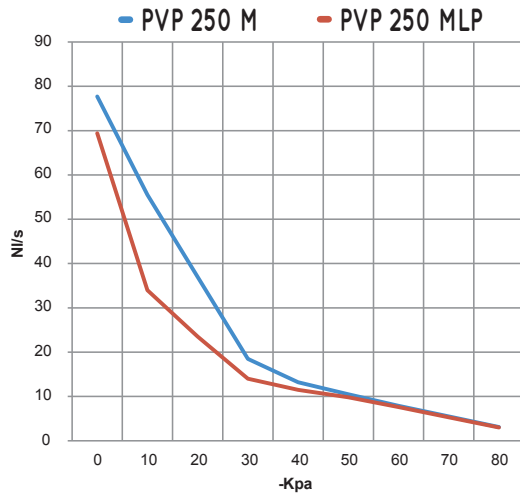
Note: All vacuum values indicated in the table are valid at the normal atmospheric pressure of 1013 mbar and obtained with a constant supply pressure.

Vacuum generator supply must be carried out with non-lubricated compressed air, 5 micron filtration, in accordance with standard ISO 8573-1 class 4.



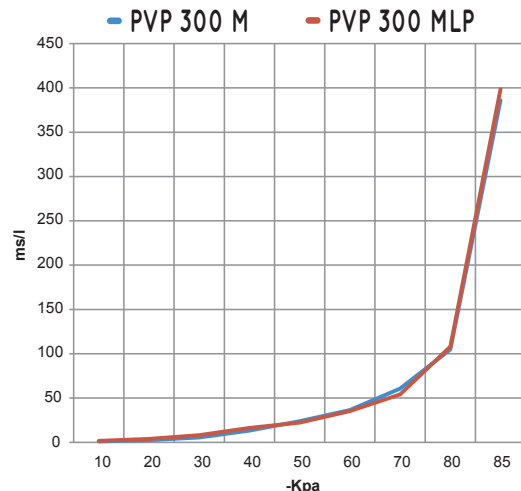
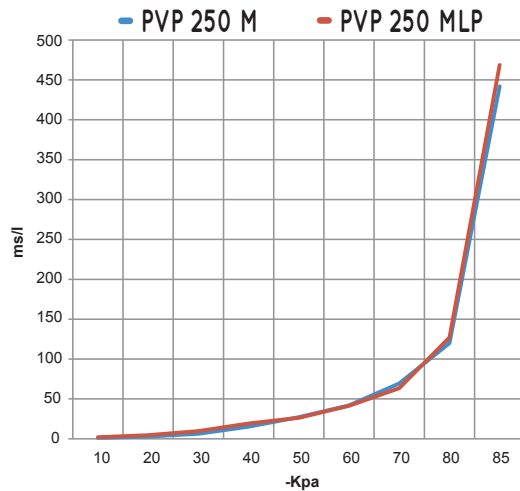
MULTI-STAGE VACUUM GENERATORS PVP 250 M / MLP and PVP 300 M / MLP

Air flow rate (NI/s) at different levels of vacuums (-KPa) at optimal supply pressure



Generator item	Supp. press. bar	Air consumption NI/s	Air flow rate (NI/s) at different levels of vacuums (-KPa) at optimal supply pressure										Max vacuum -KPa
			0	10	20	30	40	50	60	70	80		
PVP 250 M	6.0	24.0	77.7	55.5	37.0	18.5	13.2	10.5	7.9	5.5	3.1	90	
PVP 300 M	6.0	29.0	88.8	63.4	42.3	21.1	15.1	12.0	9.1	6.3	3.6	90	
PVP 250 MLP	3.0	33.6	69.4	34.0	23.5	14.0	11.5	9.8	7.6	5.3	3.0	88	
PVP 300 MLP	3.0	39.3	83.3	41.5	27.5	17.0	14.5	11.4	8.8	6.1	3.4	88	

Evacuation rates (ms/l = s/m³) at different levels of vacuums (-KPa) at optimal supply pressure



Generator item	Supp. press. bar	Air consumption NI/s	Evacuation rates (ms/l = s/m ³) at different levels of vacuums (-KPa) at optimal supply pressure										Max vacuum -KPa
			10	20	30	40	50	60	70	80	85		
PVP 250 M	6.0	24.0	1.1	2.9	6.4	15.2	27.3	41.8	69.3	119.9	442.0	90	
PVP 300 M	6.0	29.0	1.0	2.5	5.5	13.3	23.8	36.5	60.6	104.9	386.0	90	
PVP 250 MLP	3.0	33.6	2.0	4.6	9.6	19.3	26.3	41.5	63.5	127.0	468.7	88	
PVP 300 MLP	3.0	39.3	1.7	3.9	8.2	16.4	22.3	35.3	54.0	108.0	398.5	88	